



Rail Horse Association Rulebook

Est. 2025

Mission Statement

“Build an efficient leadership structure designed to effectively partner with other associations to develop the Rail Horse Association.”

Vision Statement

“To establish a member-driven association designed to foster growth of the Rail Horse while striving to promote and protect correct movement in the equine industry, focusing on all levels of exhibitors.”

Table of Contents

Membership.....	3
Event Disclaimer.....	3
Horse Ownership & Eligibility Policy.....	3
Attire & Equipment Guidelines.....	4-8
Class Description & Requirements.....	8-10
Leveling.....	10-13
Sportsmanship & Inhumane Treatment.....	14-15
Medication Usage.....	15-18
Payback Scale.....	19

Membership

Adult Membership (19 and over)
\$78 per year.

Youth Membership (18 and under)
\$78 for a lifetime.

Privileges

Any membership may be denied privileges for failure to pay entry fees, including stall, office, or any fees associated with the exhibitor of RHA.

RHA Event Disclaimer

By participating in any RHA-sanctioned event, all participants and their guardians acknowledge and assume the inherent risks associated with equine activities. The RHA and event management are not liable for any injuries, damages, or losses that may occur, except in cases of gross negligence. Furthermore, participants and their guardians agree to indemnify and hold harmless the RHA and event management from any claims arising from participation.

Horse Ownership and Eligibility Policy

1. **Ownership Requirements:** The ownership of the horse must be solely that of the contestant or the contestant's immediate family.
2. **Immediate Family Definition:** The immediate family includes, but is not limited to, the contestant's father, mother, stepparent, sister, brother, grandparent, half-sibling, stepsibling, niece, nephew, aunt, uncle, sibling's spouse, half-sibling's spouse, stepsibling's spouse, or legal guardian.
3. **Institution Ownership:** Alternatively, the horse may be owned by the institution in which the contestant is enrolled as a ward.
4. **Legal Entities:** Ownership can also be held by separate legal entities, such as family corporations, family unions, trusts, partnerships, farms, or ranches.

Named Ownership Policy

1. **Accurate Ownership:** All horses entered in RHA-sanctioned events must have their ownership accurately reflected as per the official registration documents.
2. **Ownership Changes:** If ownership changes, the new owner must notify the event management prior to the event to ensure eligibility.
3. **Compliance:** Failure to accurately reflect ownership may result in disqualification or forfeiture of points and awards.

Attire and Equipment Guidelines

Western Attire Guidelines

1. **Hats:**
 - Traditional Western hats in good condition.
2. **Shirts:**
 - Long-sleeved, button-up with a collar.
3. **Jeans:**
 - Clean denim jeans, free from excessive distress.
 - Or western-style pants.
4. **Footwear:**
 - Western boots with a suitable heel.
5. **Accessories:**
 - Optional items like belts, buckles, chaps, neckties, and spurs, all in keeping with the Western style.

RHA Western Pleasure Equipment Guidelines

1. **Western Equipment:** In all Western classes, horses will be shown in a traditional Western saddle. Silver equipment will not count over a good working outfit.
2. **Two-Year-Old and Three-Year-Old Classes:** In all RHA two-year-old classes, horses must be shown in a snaffle bit or a hackamore; in three-year-old Western classes, horses can be shown in a snaffle bit, a hackamore, or a standard western curb bit.
3. **Combined Age and Maturity Classes (Three Years and Older):** In combined age classes or maturity classes, horses may be ridden with one hand using a standard Western curb bit, as approved by RHA, or with two hands using a snaffle bit or a hackamore.
4. **Horses Six Years and Older:** Horses six years of age and older must be shown in a standard Western curb bit.
5. **Novice Classes:** Any horse of any age shown in a novice class may be ridden one or two-handed with a snaffle bit or a hackamore.

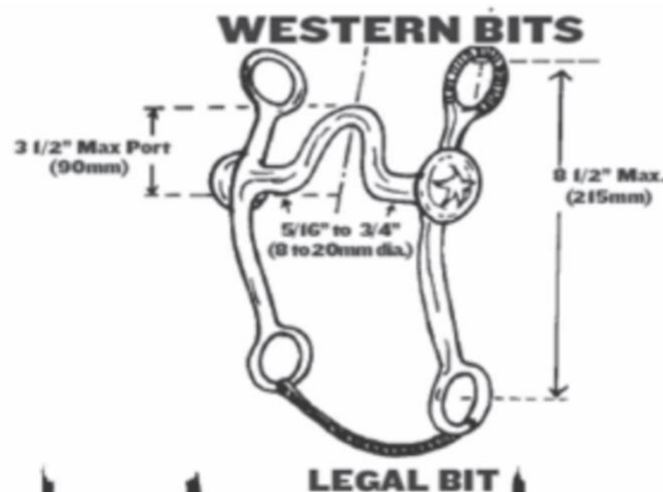
RHA Western Pleasure Equipment Guidelines (Detailed Specifications)

1. **Western Saddle:** An appropriate Western saddle is required. The saddle should be suitable for the class and properly fitted to the horse.
2. **Headstall:** Horses are to be shown in standard, plain or silver headstalls.
3. **Snaffle Bits:** In Western pleasure classes, snaffle bits refer to conventional O-ring, egg-butt, or D-ring bits with rings no larger than four inches. The ring's circumference must be free of any rein, curb, or headstall attachments that could provide leverage. The mouthpiece should be round, oval, or egg-shaped, smooth and unwrapped metal, though it may be inlaid or latex-wrapped. The bars must be at least 5/16 inch in diameter, measured one inch in front of the cheek, with a gradual decrease toward the center of the snaffle.
4. **Optional Loose Curb Strap:** A loose curb strap, made of leather or nylon only, must be attached below the reins.

5. **Mouthpiece Configuration:** The mouthpiece may be two or three pieces. A three-piece connecting flat bar, ranging from 3/8 inch to 3/4 inch in measurement from top to bottom, with a maximum length of two inches that lies flat in the horse's mouth, is acceptable. The port must be no higher than three and a half inches, and rollers and covered acceptable broken mouthpieces, such as half-breeds and spades, are standard.
6. **Hackamore & Bosal Specifications:** A traditional rawhide or leather bosal, or a rope bosal, may be used in place of a snaffle bit. The bosal must not exceed three-quarters of an inch in diameter at the cheek. Hackamores should be round in shape, constructed of uniform braided rawhide or leather, and have a non-metal, flexible core. The noseband must measure at least five and a half inches of smooth rawhide or leather before any braided buttons and must be at least half an inch in diameter. The bosal should have a minimum one-finger space (about three-quarters of an inch) between the bosal and the horse's nose. No paracord, metal, or rigid material is allowed under the jaw, on the nose, or anywhere on the bridle, regardless of padding. Bosal should be soft, flexible, and properly fitted to the horse's size and conformation.

Curb Bit Specifications:

- When using a curb bit in Western performance classes, the bit must have a solid or broken mouthpiece with shanks that provide leverage.
- All curb bits must be free of mechanical devices and should be considered standard Western bits.
- A curb chain or strap is required and must be approved by the judge. It should be at least half an inch in width and lie flat against the horse's jaw.
- Curb chains or straps cannot be tied to the bit with string or cord. A broken curb chain or strap is not necessarily a cause for disqualification.
- A standard Western bit typically has shanks no longer than eight and one-half inches (approximately 215 mm) in length, measured as indicated in the diagram.
- The mouthpiece bars must be round, oval, or egg-shaped, smooth and unwrapped, and may be inlaid or latex-wrapped. Nothing should protrude below the mouthpiece, such as extensions or prongs.
- The mouthpiece may be two or three pieces, with the connecting ring or flat bar meeting specific measurements to ensure comfort and proper fit.



English Attire Guidelines

1. **Hunt Coat:** Riders should wear hunt coats in traditional colors such as navy, dark green, grey, black, or brown, and free from any adornments that are overly distracting.
2. **Breeches:** Breeches should be in traditional shades, such as buff, khaki, light grey, rust, or canary.
3. **Footwear:** High hunt boots in black or brown or jodhpurs are mandatory.
4. **Headgear:** A black or brown hunting cap is required.
5. **Neckwear:** A tie or choker is required.
6. **Optional Equipment:** Gloves, legal spurs, and crops or bats are optional.

Hunter Under Saddle Equipment


1. **Bridles:** An English snaffle with no shanks is required, including Kimberwick, Pelham, or full bridle with two reins. All must have a cavesson noseband and plain leather browbands.
2. **Saddle:** The saddle must be of the hunting or forward seat type.
3. **Optional Equipment:**
 - **Spurs:** English spurs that are blunt, round, or have a smooth rolling rubber, stainless steel ball, or disc no longer than one inch.
 - **Braiding:** Mane and/or tail may be braided in hunt style.
 - **Saddle Pads:** Should fit the size and shape to accommodate numbers on both sides and should be white or natural.

English Bits Guidelines

1. **Mouthpieces:**
 - Nothing may protrude below the mouthpiece (bar).
 - Solid and broken mouthpieces may have a port no higher than one and one-half inches.
 - On broken mouthpieces, connecting rings must be one and one-quarter inches or less in diameter.
2. **Flat Bars:**
 - Flat bars from three-eighths inch to three-quarter inch (measured top to bottom) are acceptable, with a maximum port height of two inches.
 - All mouthpieces must be at least five-sixteenths inch in diameter, measured one inch in front of the cheek or ring.
3. **Bit Rings:**
 - Snaffle bit rings may be no larger than four inches in diameter.
4. **Curb Chain:**
 - If a curb bit is used, the chain must be at least one-half inch in width and lie flat against the horse's jaw.
5. **Allowed Mouthpieces:**
 - Smooth, round, oval, or egg-shaped slow twist, corkscrews, single or double twisted wire mouthpieces, and straight bar or solid mouthpieces with a maximum of one and one-half inch high ports are allowed.

6. Prohibited Features:

- Bits with cathedrals, doughnuts, prongs, edges, or rough/sharp materials will cause elimination.



DOUBLE TWISTED WIRE



SINGLE TWISTED WIRE



CORRECTION BIT

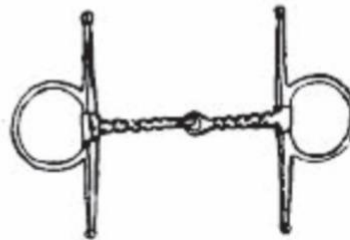


SNAFFLE BIT WITH CONNECTING FLAT BAR


ACCEPTABLE ENGLISH BITS FOR ALL AGES



SLOW TWIST



CORKSCREW



7. Optional Equipment (Western or English)

- Spurs: Optional. If used, spurs should not be applied forward of the cinch
- Chaps: Optional
- Earplugs: Optional

Class Descriptions and Requirements

Western Pleasure Class Description

Objective:

The Western pleasure class aims to showcase a horse that moves with a calm, relaxed, and consistent gait. All horses will be judged as pleasure horses at the walk, jog, lope, and back, as well as all transitions. Horses must work both ways of the arena at all three gaits. The walk, jog, or lope may be extended at the judge's discretion. The horse should maintain a level topline in both directions.

Gait Requirements:

- **Walk:** The walk should be a four-beat gait, with the horse moving freely and willingly.
- **Jog:** The trot should be a two-beat gait, smooth, consistent, and collected.
- **Lope:** The lope should be a collected three-beat gait, slow, smooth, and controlled, demonstrating rhythm and balance, and maintaining a level topline.

Acceptable topline should be within the green lines



Judging Criteria:

- **Consistency:** Judges look for a consistent gait throughout all phases, ensuring the horse maintains the same level of relaxation and balance.
- **Movement Quality:** The horse should move with a relaxed, natural stride, demonstrating fluidity and collection.
- **Attitude and Willingness:** The horse should appear willing and attentive, responding smoothly to cues without signs of resistance or tension.

Faults:

- Loss of forward motion during transitions or during the reverse
- Failure to take the appropriate gait in a timely manner when called for
- Loss of cadence at any gait
- Overly canted at the lope
- Being on the wrong lead
- Break of gait
- Over flexing or straining the neck so that the nose is too far behind the vertical or extending the nose too far forward
- Opening mouth excessively
- Poor or reluctant back
- Head carriage too high
- Excessive speed at any gait
- Contact with spurs forward of the cinch

Hunter Under Saddle Class Description

Objective:

The Hunter Under Saddle class aims to showcase a horse that moves with a relaxed, fluid, and balanced gait. Horses will enter the arena and work both directions at the walk, trot, and canter. The extended gait may also be asked for at the judge's discretion.

Gait Requirements:

- **Walk:** The walk should be a four-beat gait, with the horse moving freely and willingly.
- **Trot:** The trot should be a two-beat gait, smooth, consistent, and balanced.
- **Canter:** The canter should be a collected three-beat gait, demonstrating rhythm and balance, and maintaining a consistent frame and suppleness.

Judging Criteria:

- **Contact and Position:** Both hands should maintain light contact with the horse's mouth, held at a 45-degree angle, creating a straight line from the bit to the rider's elbows, and hands should be no more than ten inches apart.

Faults:

- Loss of cadence at any gait
- Overly canted
- Being on the wrong track
- Being on the wrong diagonal
- Break of gait

- Overflexing or straining the neck so that the nose is too far behind the vertical or extending the nose too far forward
- Opening mouth excessively
- Poor or reluctant back
- Head carriage too high
- Excessive speed at any gait
- Constant lack of contact between the rider's hands and the horse's mouth

3. RHA Tie-Breaking Rules

In the RHA rulebook, tie-breaking is handled in two main ways:

- **Event Placings:** If there's a tie, the prize money and points are combined and split equally among those tied.
- **Final Placings:** A designated tie-breaker judge will decide the awarding of prizes.

Leveling

Enhanced Non Pro & Youth Competitive Leveling System Pilot Program
Designed to create a fair, balanced, maintainable, & competitive leveling system for the rail horse industry.

- Non Pro Levels 4 & 3 will run concurrently with each other.
- Non Pro Levels 2, 1, Rookie & DIY will run concurrently with each other when entries allow.
- When entries allow, Prime Time classes may be split up by division.
- Exhibitors, who meet the criteria, will be allowed to "enter up" additional levels.
- Increased Purse allocations to the Non Pro & Youth Divisions.
- Equal Purse allocation between the divisions. ALL levels will be competing for equal percentages of the added money.
- Equal & Fair Entry Fee allocation. The required percentage of your entry fee goes directly into the level you are entering.

Non-Pro Eligibility

Level	Eligible Riders
Level 4	All Non-Pro Riders. Top 15 Non Pro Riders are eligible for this level only - 12 Month Revolving*. \$100k (Accumulative earnings in all riding divisions & classes) Riders are eligible for this level only - These exhibitors can not factor back . Exhibitors with any combination of 3 or more World, Reserve World, and/or Congress Championships in the last 5 years are Eligible for this level only.
Level 3	TOP 16 - 35 Non Pro Riders - 12 Month Revolving * .
Level 2	Top 36 - 55 Non Pro Riders - 12 Month Revolving * .. Riders with Excess of \$50k in LTE (Accumulative earnings in all riding divisions & classes) are not eligible. Riders who have won a World and/or Congress Championships the last 3 years are not eligible.
Level 1	Non Pro's not ranked in Top 55 are eligible. Legal dependents, spouses, and/or partners of a professional equine trainer are prohibited from this division. Riders who have won a World or Congress Championship in the last 5 years are not eligible.
Rookie	Non Pro's who have never been ranked in the Top 55 . Non Pro's who have never been 1st, 2nd, or 3rd, in a World or Congress championship class (<i>riding class</i>). Riders with Excess of \$1,500 in LTE (Accumulative earnings in all riding divisions & classes) are not eligible for Rookie. Legal dependents, spouses, and/or partners of a professional equine trainer are prohibited from this division.
"DIY" Do It Yourself	Any Non Pro Rider with less than \$5,000 in LTE, and who's horse being exhibited has not been under the guidance of a professional trainer in the last 6 months .

Riders can only factor back or up one level per year. Top 55 List adjusted Semi-Annually.

Non-Pro Prime Time Eligibility

Division	Eligible Riders
Open	All Non-Pro Prime Time Riders (50+ years of age). Top 10 Non Pro Riders are ineligible for this Division. \$100k (Accumulative earnings in all riding divisions & classes) Riders are ineligible for the Prime Time Division, unless over the age of 65 years old .
Limited	Prime-Time Eligible Rider with LTE Earnings in less than \$50,000 . Exhibitors who have won a World or Congress Championship in last 3 years are ineligible for the Limited

Division	Eligible Riders
	Prime Time Division. Legal dependents, spouses, and/or partners of a professional equine trainer are prohibited from this division.
Rookie	Prime-Time Eligible Rider with LTE Earnings in less than \$5,000 . Exhibitors who have ever won a World or Congress Championship are ineligible for the Rookie Prime Time Division. Legal dependents, spouses, and/or partners of a professional equine trainer are prohibited from this division.

Youth Eligibility

Division	Eligible Riders
18 & Under	All eligible youth exhibitors.
Rookie Youth	Lifetime Point/Money Threshold \$500 / 25 Points* . Legal dependents of a professional equine trainer are prohibited from this division.

Additional Rules:

1. Exhibitors must show to be eligible to factor back. Simply sitting out of competition will not factor an exhibitor back.
2. World & Reserve Titles are AQHA & NSBA. Only implies to titles won in a "Riding Class". Walk/Trot classes do not count.
3. Top 55 earners list will be adjusted semi-annually.
4. Thresholds in **Red** and subject to adjustment in order to optimize leveling system.

Competitive Leveling System FAQ

1. RHA Recognizes Lifetime Earnings Accumulated in ALL of the Classes Below. We Believe This More Accurately Establishes the Riders Skill Set.

- Western Pleasure
- Hunter Under Saddle
- Horsemanship
- Equitation
- Western Riding
- Trail

2. When Referring to World, Reserve, & Champion Titles, What Associations and/or Show Will Effect an Exhibitors Eligibility?

- AQHA World Show
- NSBA World Show
- All American Quarter Horse Congress
- AQHA Level 1 Championships (Rookie Only)

3. In what Classes will a World, Reserve, and/or Congress Championship Effect an Exhibitors Eligibility?

- **For Non Pro Levels 4-2:** Western Pleasure (L3 or Equivalent), Hunter Under Saddle (L3 or Equivalent), Horsemanship (L3 or Equivalent), Equitation (L3 or Equivalent), Western Riding (L3 or Equivalent), Trail (L3 or Equivalent).
- *"Equivalent is for circumstances where an association or show does not have an L3 division, rather just one Amateur or Non-pro class. An Amateur Western Pleasure Class is equivalent to an L3 division."*
- **For Non Pro Level 1:** Western Pleasure (L2 or Limited), Hunter Under Saddle (L2 or Limited), Horsemanship (L2 or Limited), Equitation (L2 or Limited), Western Riding (L2 or Limited), Trail (L2 or Limited).
- **For Non Pro Rookie:** Western Pleasure, Hunter Under Saddle, Horsemanship, Equitation, Western Riding, Trail (Any Walk, Jog, Lope Level).
- *These Same Respective Classes will Apply to the Prime Time Division.*

4. Can A DIY Receive Lessons From a Professional Equine Trainer?

- Yes, a DIY Exhibitor can receive lessons from a professional. A professional CANNOT ride the horse at anytime. The intent of this class is to provide a division to a segment of our industry that we feel is "untapped". Obviously, these rules are not the easiest or most practical to monitor. We feel some responsibility falls on the membership body to self-regulate and allow this class to run as it was intended. If this cannot be achieved, RHA will be forced to review the viability of the division.

5. Is RHA Open to Color Breeds?

- Yes, RHA is open to all registered breeds. The horse must be registered.

RHA Sportsmanship & Inhumane Treatment Guidelines

RHA Sportsmanship Guidelines

1. Purpose The RHA is committed to fostering an environment of respect, integrity, and fairness. All participants, including exhibitors, owners, agents, show management, judges, stewards, and any individuals on the showgrounds, are expected to uphold these values.

2. Respect and Integrity

- All participants must treat others with courtesy and respect at all times.
- Disrespectful behavior toward judges, officials, or any individuals on the showgrounds is strictly prohibited.

3. Fair Play and Conduct

- All participants must compete honestly and fairly, avoiding any form of deceit or manipulation.
- Intimidation, harassment, or any abusive behavior, including the use of physical force or causing harm to individuals or property, will lead to disqualification and suspension.

4. Responsibility

- Participants are responsible for their own actions and the behavior of those associated with them, including family members and guests.

5. Reporting Violations

- Any breaches of these guidelines should be reported confidentially to the event officials.

6. Penalties for Violations

- Violations may result in penalties ranging from warnings and fines to suspension or disqualification, depending on the severity of the offense.

7. Appeals Process

- Participants have the right to appeal any decisions regarding sportsmanship violations. Detailed appeal procedures will be provided upon request.

RHA Inhumane Treatment Guidelines

1. Purpose The RHA is dedicated to ensuring the welfare and humane treatment of all horses. Any form of inhumane treatment is strictly prohibited and will not be tolerated.

2. Definition of Inhumane Treatment Inhumane treatment includes, but is not limited to:

- The use of excessive force or cruelty, such as beating, striking, or kicking a horse.
- The use of equipment or devices that cause pain or distress, including improper bits, tight restraints, or harsh training methods.
- Neglect, such as failing to provide adequate food, water, shelter, or medical care.
- Any form of mutilation or artificial alteration that causes pain or suffering.

3. Responsibilities of Owners and Exhibitors

- Owners and exhibitors must ensure that their horses are treated humanely at all times.
- Proper care, handling, and training practices must be followed to promote the well-being of the horse.

4. Reporting and Enforcement

- Any suspected inhumane treatment must be reported immediately to RHA officials or the show manager.
- The RHA will investigate all reports thoroughly and take appropriate disciplinary action.

5. Penalties for Violations

- Any confirmed case of inhumane treatment will result in disciplinary measures, including but not limited to fines, suspension, or permanent expulsion from RHA events.

6. Appeals Process

- Affected parties may appeal any disciplinary decision by submitting a written request to the RHA Board within a specified timeframe. The Board will review the appeal and make a final determination.

Medication Usage Guidelines

Dexamethasone Guidelines

A. Injectable Solution

1. **Dosage:**
 - Not more than 2.0 milligrams of Dexamethasone per 100 pounds of body weight every 24 hours.
 - For a 1000-pound horse, the maximum daily dose is 20 milligrams, equivalent to 5 milliliters of the injectable solution (4 milligrams per milliliter).
2. **Administration:**
 - Administer intravenously or intramuscularly.

3. Duration:

- Should not be administered for more than five successive days.

B. Injectable Solution (Alternative 2)

1. Dosage:

- Not more than 0.5 milligrams of Dexamethasone per 100 pounds of body weight every 24 hours.
- For a 1000-pound horse, the maximum daily dose is 0.5 milligrams, equivalent to 1.25 milliliters of the injectable solution (4 milligrams per milliliter).

2. Administration:

- Administer intravenously.

3. Duration:

- Should not be administered for more than five successive days.

C. Oral Powder (Alternative 3)

1. Dosage:

- Not less than 1.0 milligrams of Dexamethasone powder per 100 pounds of body weight every 24 hours.
- For a 1000-pound horse, the maximum daily oral dose is 10 milligrams, equivalent to one packet of Dexamethasone powder (10 milligrams per packet).

2. Administration:

- Administer orally.

3. Duration:

- Should not be administered for more than five successive days.
- No part of the oral dose should be administered within six hours prior to competition.

Acetazolamide Guidelines

1. Administration Eligibility:

- Acetazolamide may only be administered to horses that have been DNA-tested and confirmed as HYPP-positive (N/H or H/H).

2. Dosage:

- The dose should be accurately calculated according to the horse's actual weight.
- Each 24 hours, not more than 3 milligrams per pound of body weight should be administered.

3. Maximum Daily Dose:

- For a 1000-pound horse, the maximum daily dose is 3 grams.

Isoxsuprine Guidelines

1. Administration Timing:

- No part of the dose should be administered during the four hours prior to competition.

- Any medicated feed should also be consumed or removed at least four hours before competition.
2. **Dosage:**
 - The dose should be accurately calculated according to the horse's actual weight.
 - Each 24 hours, not more than 1.6 milligrams per pound of body weight should be given.
 - Typically, this is divided into two equal doses, administered 12 hours apart.
 3. **Maximum Daily Dose:**
 - For a 1000-pound horse, the maximum daily dose is 1600 milligrams, which equals 80 tablets of 20 milligrams each.

Phenylbutazone

1. **Dosage:** Administer a maximum of 2.0 mg per pound of body weight every 24 hours. For a 1000-pound horse, the maximum daily dose is 2.0 grams, which can be administered as two 1.0-gram tablets, two 1.0-gram units of paste, or ten 0.2 cc of the injectable form.
2. **Administration:** The dosage should be accurately calculated according to the horse's actual weight. It is important not to exceed the maximum dosage.
3. **Restrictions:** Any deviation from the recommended guidelines may lead to disqualification.
4. **Duration:** Not to be used for more than 5 successive days.

Banamine (Flunixin Meglumine)

1. **Dosage:** Administer at a maximum of 1.1 mg per pound of body weight. For a 1000-pound horse, the maximum daily dose is approximately 1,000 mg. This can be administered as an injectable solution, oral paste, or oral solution.
2. **Administration:** The dosage should be accurately calculated according to the horse's actual weight. It's important not to exceed the maximum dosage.
3. **Restrictions:** Any deviation from the recommended guidelines may result in disqualification.
4. **Duration:** Not to be used for more than 5 successive days.

Ketoprofen (Ketofen)

1. **Dosage:** Administer a maximum of 1.0 mg per pound of body weight every 24 hours. For a 1000-pound horse, the maximum daily dose is 1.0 gram, which equals 10.0 cc of the injectable form.
2. **Administration:** The dosage should be calculated based on the horse's actual weight. It's important not to exceed the maximum recommended dosage.
3. **Duration:** Ketoprofen should not be used for more than five successive days.
4. **Restrictions:** Any deviation from these guidelines may result in disqualification.

Diclofenac (Surpass)

1. **Dosage:** Administer 73 mg of Diclofenac liposomal cream every 12 hours, not exceeding 146 mg in a 24-hour period at one affected site.
2. **Application:** A 73 mg dose is equivalent to a five-inch ribbon of cream, no more than half an inch in width, which should be rubbed thoroughly into the hair over the joint or affected site using gloved hands.
3. **Precautions:** Do not apply Diclofenac cream in combination with other topical preparations, such as DMSO, nitrofurazone, or liniments, and do not use on open wounds.
4. **Duration:** Diclofenac cream should not be administered for more than 10 successive days.

Firocoxib (Equioxx)

1. **Dosage:** Administer Firocoxib at a rate of 0.1 mg per kilogram of body weight once daily. For a 1000-pound horse, the maximum daily dose is 45.5 mg.
2. **Administration:** The dose should be accurately calculated according to the horse's actual weight and administered once daily.
3. **Duration:** Firocoxib should not be administered for more than 14 successive days.

RHA Payback Scale

RHA PAYBACK SCHEDULE A

Use this payback schedule for all RHA classes when there are less than 46 entries

# of Placings	Number of Entries																
	1	2	3	4-6	7-9	10-12	13-15	16-19	20-23	24-27	28-31	32-35	36-39	40-42	43-45		
1	100.00%	60.00%	45.00%	\$ 2,250.00	\$ 2,250.00	\$ 2,250.00	\$ 2,250.00	\$ 2,250.00	\$ 2,250.00	\$ 2,250.00	\$ 2,250.00	\$ 2,250.00	\$ 2,250.00	\$ 2,250.00	\$ 2,250.00	\$ 2,250.00	Added money allocated to top 3 placings only. (Dollar amounts shown based on \$5,000 added)
2		40.00%	35.00%	\$ 1,750.00	\$ 1,750.00	\$ 1,750.00	\$ 1,750.00	\$ 1,750.00	\$ 1,750.00	\$ 1,750.00	\$ 1,750.00	\$ 1,750.00	\$ 1,750.00	\$ 1,750.00	\$ 1,750.00		
3			20.00%	\$ 1,000.00	\$ 1,000.00	\$ 1,000.00	\$ 1,000.00	\$ 1,000.00	\$ 1,000.00	\$ 1,000.00	\$ 1,000.00	\$ 1,000.00	\$ 1,000.00	\$ 1,000.00	\$ 1,000.00		
4				100.00%	60.00%	45.00%	40.00%	34.00%	32.00%	28.00%	26.00%	25.00%	25.00%	23.50%	22.00%	Purse money generated from entry fees only allocated for placings 4th - 15th	
5					40.00%	35.00%	30.00%	27.00%	22.00%	22.00%	20.00%	18.00%	18.00%	17.50%			
6						20.00%	20.00%	20.00%	19.00%	17.00%	14.00%	13.00%	13.00%	12.00%			
7							10.00%	10.00%	10.00%	10.00%	10.00%	10.00%	10.00%	9.50%			
8								9.00%	9.00%	9.00%	9.00%	9.00%	8.50%	8.00%			
9									8.00%	8.00%	8.00%	8.00%	7.00%	7.00%			
10										6.00%	6.00%	6.00%	6.00%	6.00%			
11											5.00%	5.00%	5.00%	5.00%			
12												4.00%	4.00%	4.00%			
13													3.50%	3.50%			
14														3.00%			
15															2.75%		

RHA PAYBACK SCHEDULE B

Use this payback schedule for all RHA classes where there are 46 or more entries

# of Placings	Number of Entries	
	46 + Entries	
1	23.00%	Payback Schedule B allocates entire purse(added money + entry fees) to placings 1st through 15th
2	14.00%	
3	10.50%	
4	9.00%	
5	8.00%	
6	7.00%	
7	6.00%	
8	5.00%	
9	4.00%	
10	3.50%	
11	3.00%	
12	2.50%	
13	2.00%	
14	1.50%	
15	1.00%	